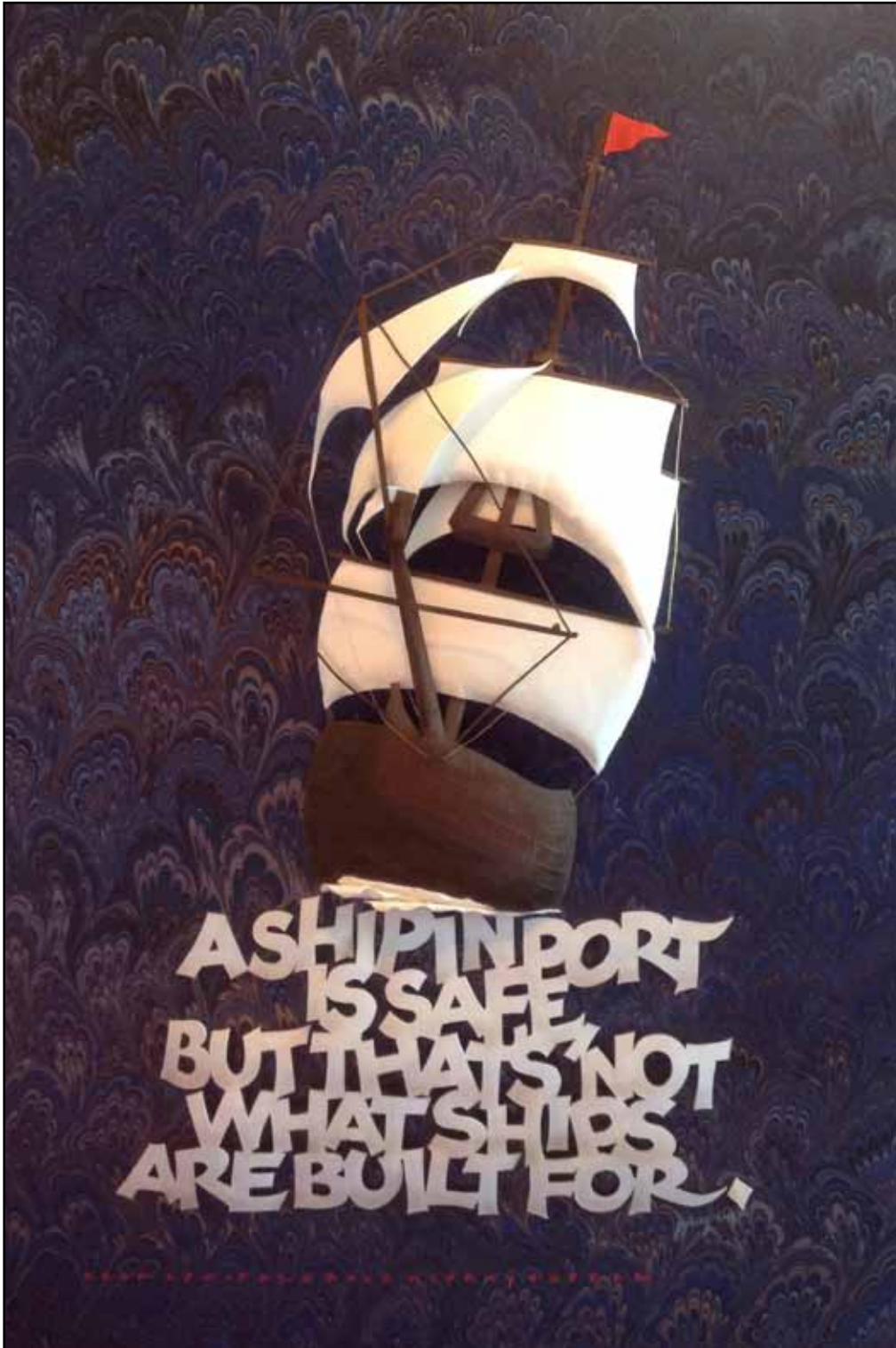


# Escritura

N E W S L E T T E R

*Albuquerque's Calligraphic Society is open to anyone interested in the fine art of beautiful lettering.*



A  
WORD  
FROM  
THE

# President

## Happy New Year!



**Escribiente 2014** promises to be a year which builds on the past and explores new opportunities for fun and growth. We are looking forward to workshops with Amy Jones, Louise Grunewald, and Bill Kemp. Mini-workshops with Pat Vizzini and Nancy Napier are planned for a start. We are launching a Mentor Program for members that are new to calligraphy. The Homework Assignments are working, and results are simply amazing. Beth House will make meetings even more fun with the programs she has in mind as the months unfurl. It seems the newsletter just gets better with each issue thanks to Alma Sanderson and Esther Feske. We invite others to share in Albuquerque's calligraphy camaraderie!

### Here's to you!

May you have a steady hand,  
a full inkwell,  
sharp nibs,  
the right words,  
a sturdy writing table,  
and a good light.

~ Jan Florence ~

## OFFICERS

President . . . . . Jan Florence  
Vice President . . . Beth House  
Secretary . . . . . Ginger Larkin  
Treasurer . . . . . Evelyn Costello

## COMMITTEE CHAIRS

Fundraising	Rodger Mayeda
Hospitality	Betsy Townsend
Library	Donna Fastle
Mailing	Alma Sanderson
Membership	Sue DeWalt
Mini-Workshops	Margie Disque
Monthly Flyers	Lynda Lawrence
Newsletter Text	Alma Sanderson
Newsletter Tech	Esther Feske
Programs	Beth House
Publicity	Pam Beason
Refreshments	Donna Fastle
Scrapbook	Julie Maas
Shows	Beth House
Workshops	Jan Florence

## ESCRIBIENTE

P.O. Box 30166  
Albuquerque, NM 87190  
Winter Issue 2014

## REFERENCE ROOM

- 3 - Member Profile
- 8 - Peter Thornton WS
- 11 - Meeting Reviews
- 12 - In Memory of . . .
- 13 - Notable Quotables
- 14 - A Box for a Book
- 16 - Coming! Resources!  
More!

Cover art of cut paper and calligraphy on marbled paper by Julie Gray; see pages 3-7.

FYI: Escribiente is a non-profit organization of persons dedicated to the advancement and promotion of calligraphy. Meetings are held at 6:30 pm on the first Wednesday of each month at Manzano Mesa Multi-Generational Center (SW corner of Elizabeth and Southern SE), except for January and July. December's holiday meeting will be announced. Yearly dues are \$25 for in-state members and \$20 for out-of state members. Dues may be mailed to: ESCRIBIENTE, PO Box 30166, Albuquerque, NM 87190. They are not pro-rated and are payable May-July. Benefits of membership include: receiving the newsletter; book, tape or DVD checkout from our lending library; discounts to attend workshops; and discounts at local art, paper, and frame shops. Escribiente's Newsletter is published quarterly and supplemented by monthly flyers. Articles from this newsletter are copyright, and may not be reprinted without permission from the editor. Do you want your work featured in the Newsletter? Do you have an article of interest you would like to publish? Do you have an event you would like to publicize? Send information by mail or e-mail to: Escribiente Newsletter Editor, PO Box 30166, Albuquerque, NM 87190.

# Member Profile



Julie Gray

*“Calligraphy Is All Write,” all dimensional cut paper by Julie.*



## Julie Gray

began the Member Profile columns when she was Escribiente’s famous Newsletter Editor. She and her husband, Fred, decided several years later to move to Denver, North Carolina, to enjoy the fun of homes not only in the South but also in the Southwest.

The Escribiente membership loves it when she lands in these environs to visit, attend workshops, meetings, and enter some of the calligraphic exhibitions held here. We loved her beautiful newsletters. She resigned that position in Fall 2011, and we had over a year of missing the talented lady who had enhanced our mailboxes for so long.

Julie belongs to calligraphy guilds across the United States and is known for her lovely envelope creations in winning slots of Washington’s Graceful Envelope Contests. (See Escribiente’s Summer Issue 2013, page 11.)

This Winter Issue 2013-14 is the group’s personal **Salute** to a member who gives and gives and keeps on giving.

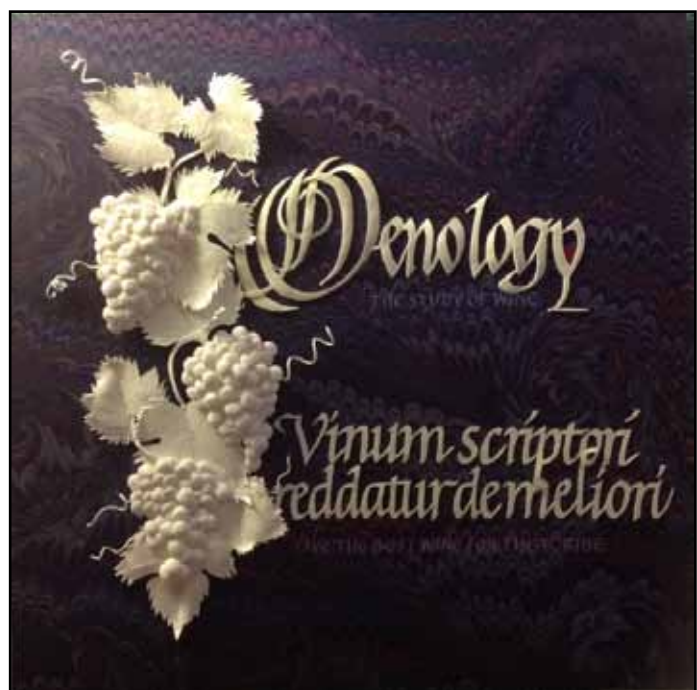
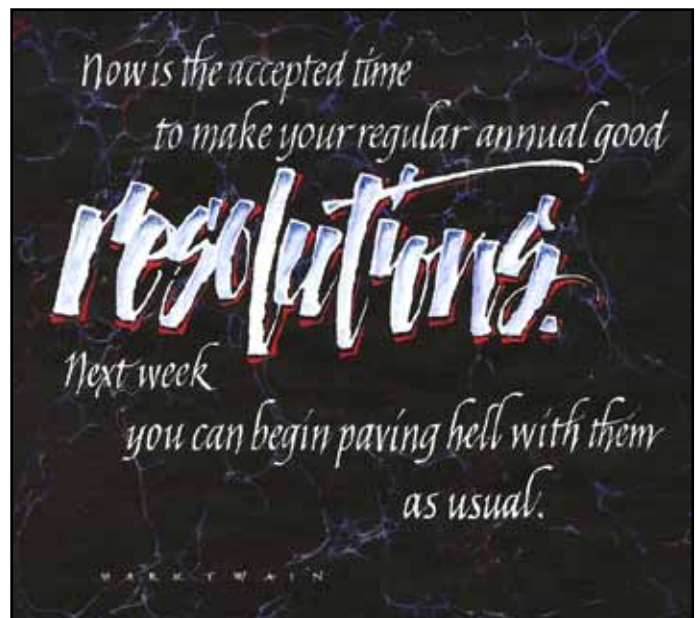
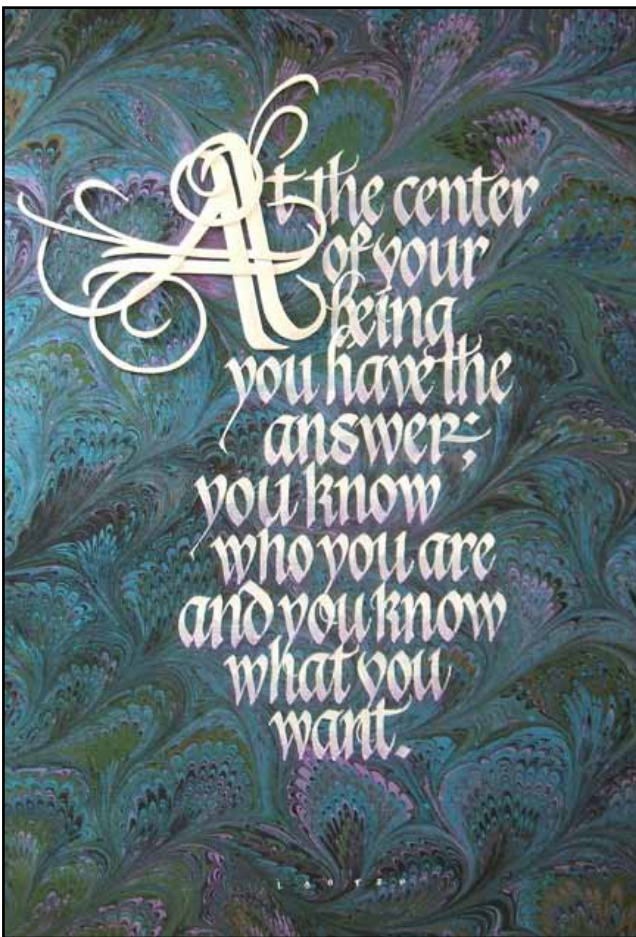
We love you, **Julie Gray!**

## ...more about Julie!

Julie has been involved with calligraphic arts most of her life. She received a BA from the Columbus College of Art and Design in Ohio. After a commercial art and advertising design career, she now spends her time working on calligraphy, paper sculpture, and bookmaking.

Julie is a member of the Carolina Lettering Arts Society and New Mexico's *Escribiente*. She has attended fourteen international calligraphy conferences, participated in many book and card exchanges, and is a workshop junkie.

At a 2008 conference in Chicago, she was inspired by a master of cut paper, Dave Wood from Australia. The rest, as they say, is history! She has been combining lettering and paper sculpture ever since. Her paper sculpture work has appeared in *Bound & Lettered* and *Letter Arts Review*, as well as other publications. Julie lives, loves, letters, and cuts up lots of paper in both Denver, NC, and Sandia Park, NM.

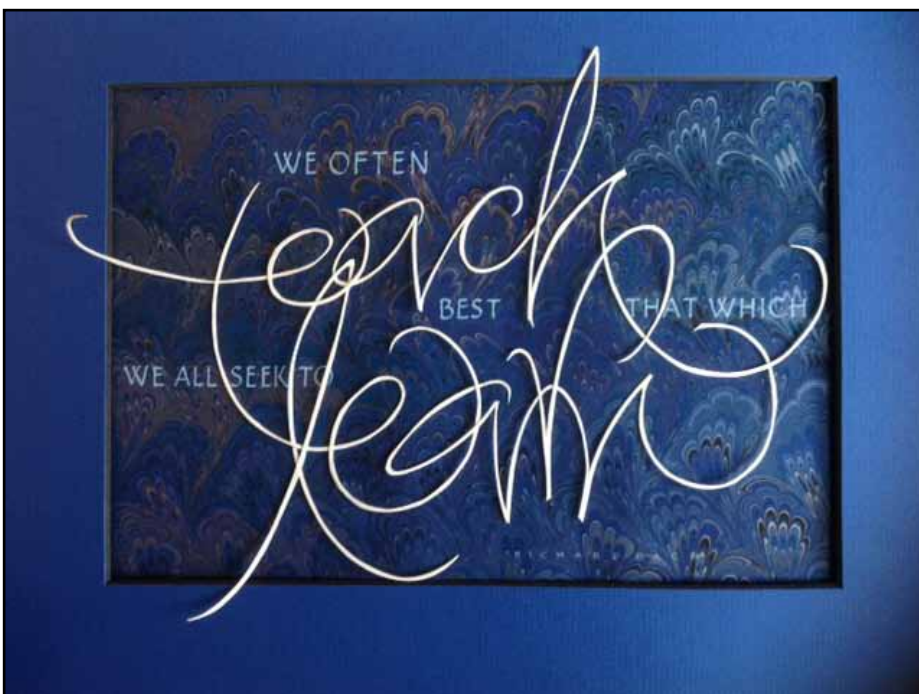
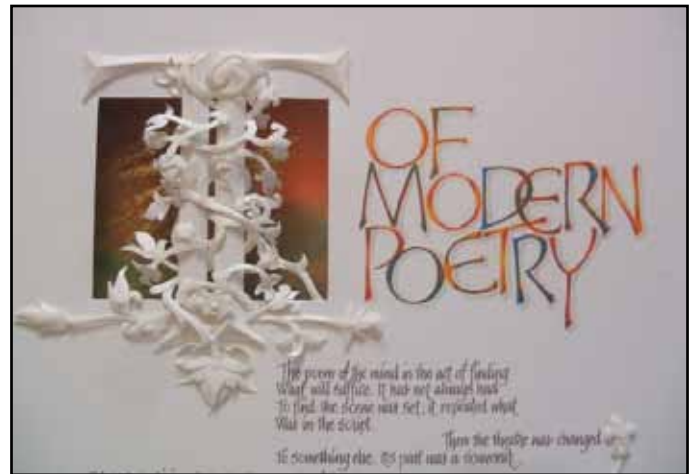


Julie helps bring in the New Year for all of us with thoughts of our resolutions, our saluds in 2014, and some sage and thoughtful words to ponder: "At the center of your being you have the answer; you know who you are and you know what you want." Now, go for it with gusto!

Above right: a quote from Mark Twain.

Right: "Oenology," calligraphy and cut paper on marbled paper.

*...the beauty of cut paper and calligraphy!*



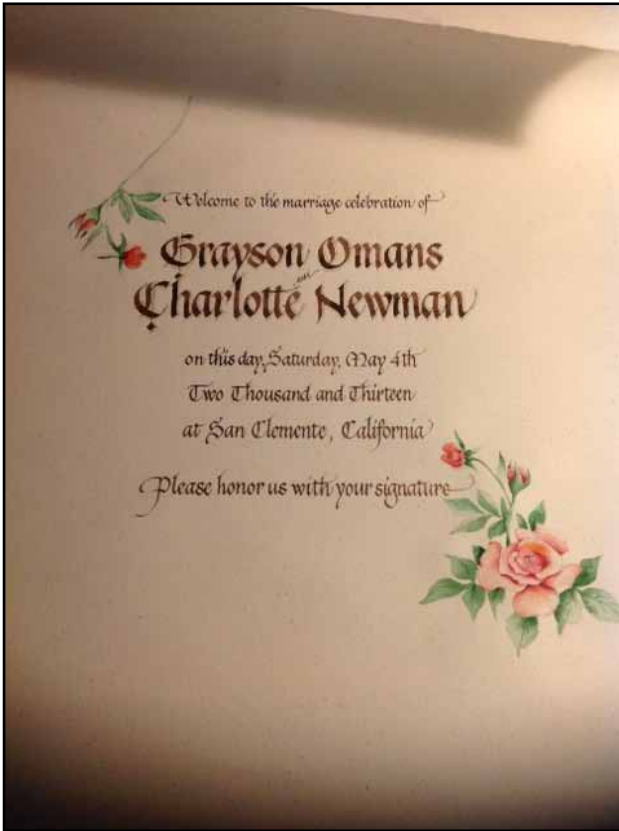
Top left: "A goal should scare you a little and excite you a lot," calligraphy with cut paper "goal."

Top right: "PEACE is our gift to each other," all cut paper by Julie.

Middle: calligraphy, color, and embossed cut paper.

Left: "We often teach best that which we all seek to learn," calligraphy and cut paper on marbled paper.

*...a look at marriage, magic, and milestones of love!*



*"Artistic talent is far more common than the talent to nurture artistic talent," a quote from Stephen King; calligraphy and cut paper "nurture" on marbled paper.*

*...please read, admire, enjoy! They are treasures.*

Be it cut paper letters carefully entwined, gouache on the move, marblized paper inserted, or debossed Italic, Julie selects with design capability and intellectual purpose. Thank you, Julie, for inspiring us.

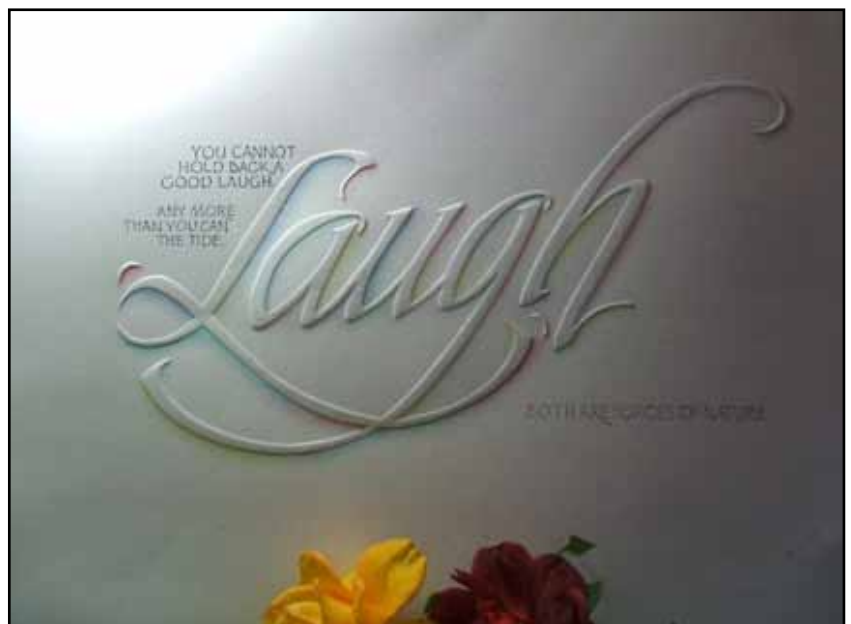
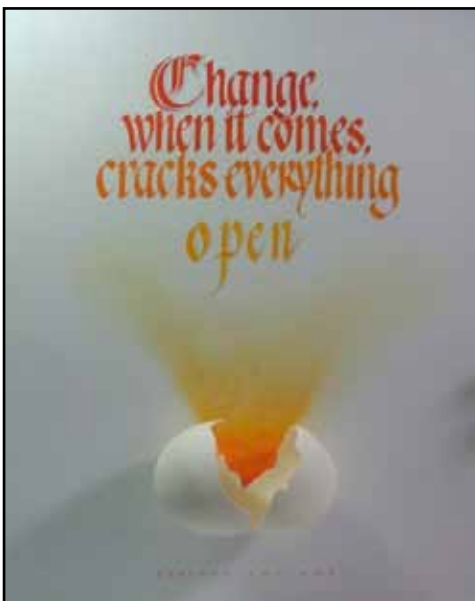
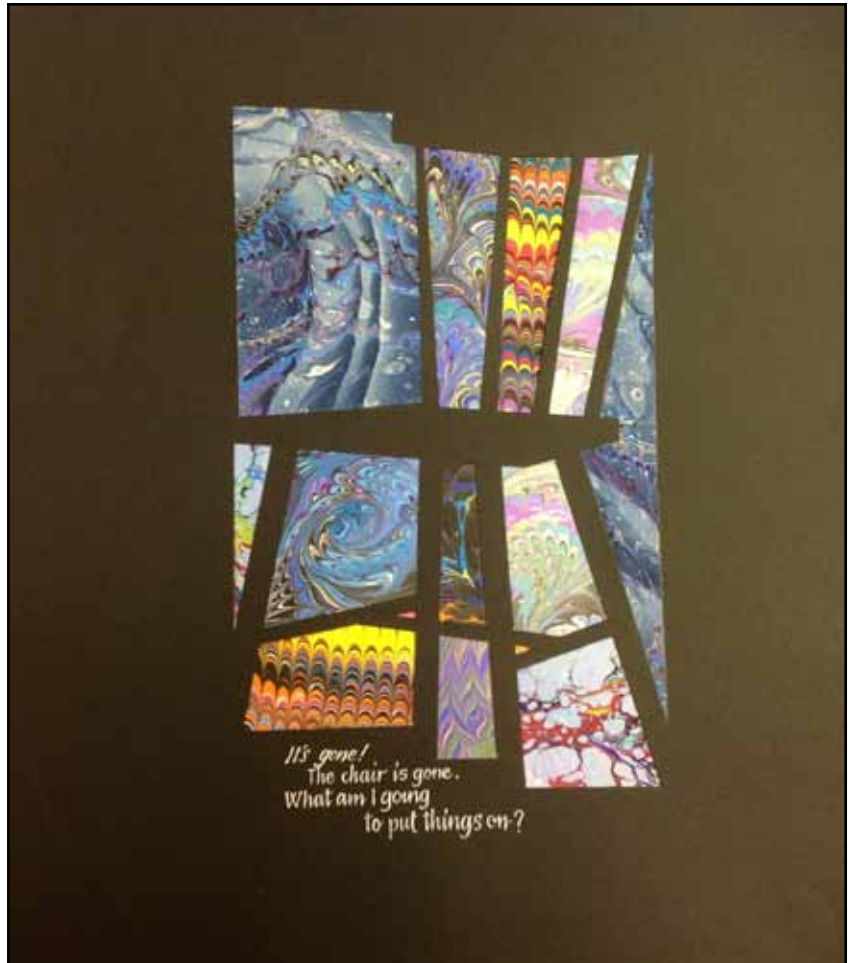


*Above: An abstract design and exercise in shading of the countershapes of an ampersand.*

*Right: a chair shape is defined by marbled paper in the “negative spaces” plus calligraphy.*

*Below: “Change, when it comes, cracks everything open.”*

*Below right: “You cannot hold back a good laugh any more than you can the tide. Both are forces of nature,” calligraphy with embossed “laugh.”*



## **Peter Thornton: Layout and Design Workshop**

### **October 25, 2013**

**Art Concept Presentation** has been developed in a logical manner by Peter Thornton. The class covered the basic layouts using Flush Left, Flush Right, Centered, Asymmetrical with Balance, and Tabulated Layouts. It also used combinations of contrasts in size, weight, form, color, texture, structure, and direction. We cut and pasted words to create these basic layouts. Our learning was enhanced through critiques about our ideas and looking at others' work.

We used design motifs (free-hand flower scribbles) to balance the layout. We learned where to place the author's name. Peter showed us "units" in our layouts to use for placing the author's name. Peter said, "Do your signature QUIETLY in pencil. These artists exemplify that concept."

#### **Peter Thornton thoughts:**

1. After awhile, a piece on your wall isn't read anymore – just the pleasing shape is seen.
2. When using contrast in a layout, "nearly" doesn't work.
3. When in doubt, use Roman Capitals.
4. For color, red, white, and black are always successful.
5. Herbert Read: "A work of art is the release of the personality."
6. Henry Ford: "The harder I work, the luckier I get."
7. Peter mentioned a book by Malcolm Gladwell: *Outliers*, Little, Brown and Company, 2008. It examines the factors that contribute to high levels of success: tenacity, good fortune, timing, and the "10,000-Hour Rule,"\* practicing a specific task for a total of around 10,000 hours.

**Layouts** were practiced using our "Sunday best" calligraphy. First, we wrote the words we needed on the very top edge of practice paper. Then, we used these words as a spacing guide. This guide could be placed above or below the area to be lettered in order to achieve the desired layout.

We also used the contrast of one large word in the verse (Roman) on layout paper. Then, we used tracing paper to create pencil renderings of various layouts – 10,000 times\*. (Just kidding!)

~Beth House

---

### **About Peter Thornton:**

Peter is a native of Staffordshire, England, and he has been a full time professional calligrapher since 1969. Recently, he moved to the United States from England. He is a noted teacher not only in England, but internationally. He has been invited by guilds throughout the United States to teach calligraphy, and he has instructed at International Conferences in Canada, Japan, Hong Kong, New Zealand, South Africa, and Europe. He was recently asked to teach at the Klingspor Museum in Germany.

Peter is also an author. He has written several books including the widely known *Alphabetically Speaking*. He also co-curated a book, *The Painted Letters of Adolf Bernd* which showcases the art and beauty of the work of this renowned German calligrapher. Adolph created his letters over a 23-year span from 1971 (when he was 61 years old) until his death in 1994. Peter worked closely with the Bernd family to make certain that the beauty of these letters would be known and appreciated in the future.

Lately, he is known for his exploration of the visually and acoustically exciting world of "musical-ligraphy" – a combination of sound and letters – seen at some of the recent conventions.

Peter's work is on display in several civic, public, and private collections throughout the world.

~Internet



## **Peter Thornton: Decorated Versals**

### **October 26-27, 2013**



*Artists, L-R: Sue DeWalt, Nancy Napier, Beth House, Ginger Larkin, Janice Gabel, Ron Peterson, Pat Vizzini, Jan Florence, Julie Gray, Bill Kemp, Margie Disque, Peter Thornton, Nancy Brandt, Lynda Lawrence. Photo by Evelyn Costello*

Letters of artist **Adolf Bernd** were our inspiration for the color mixing exercises and letter designs that we did on Saturday.




Here are a few Peter gems to remember:

- When you have something on paper – a gesture, letter, word – you have two choices: complement it or contrast it.
- When mixing colors, begin with the weaker color, then gradually add the stronger.
- Add an “Adolf Bernd moment” – think how to trick the eye with something unexpected, a surprise.
- Lock the wrist and have room to move your arm when you are ready to add a flourish stroke.

On Sunday, we began with a color matching exercise with an item from nature. We mixed colors that were in the item, painting them in rough proportions on a grid. Next, we concentrated on drawing wide versals, simply at first, then becoming more fluid for a livelier feel. We added additional lines to break up the wide shapes. Boxing the letters in, then adding a spontaneous gesture line through the letter, gave even more spaces to paint. (Examples are on the next page.)

It was a wonderful two days of play and learning. Thanks Peter!

~ Janice Gabel



*Clockwise from left: ¡Olé y muchas gracias, Señor Thornton! Vuelve para Nuevo Mejico. Art by Beth House, Julie Gray, Ron Peterson, Bill Kemp, Jan Florence, Beth House, Julie Gray.*



## Meetings Further Learning, Friendships, and Fun



*Above: Beth House leads a discussion on the structure of the Foundational alphabet.*

*Below: Janice Gabel offers insight to Margie Disque on Foundational formation.  
Photos by Evelyn Costello*



**MEMBERS GATHERED** on **October 2, 2013** when **BETH HOUSE** and **JANICE GABEL** brought Escribiente calligraphers back to the basics of the Foundational alphabet in a balanced presentation of its background and structure. Then, time was allowed to hone skills, receive pointers, and look at work with a critical eye.

**TRISH MEYER** took over the presenter role on **November 6** in order to open the world door wider to the uses of Pinterest and Facebook. It was a timely program since 1.5 billion folks in the world use founder Mark Zuckerberg's Facebook monthly.

Newsletter Reporter Evelyn Costello reports a few tips presented during the evening for those of you who were unable to attend:

1. Don't enter private information (like your birthdate) on Facebook when you set up your account.
2. Pinterest provides you with three "secret" boards that are not available for the public to see.
3. If you see an item you want to save to your board, consider pinning only that item. If you want to follow the entire board of the pinner, glance at the rest of their board first. They may be posting a lot of family related items that you are not interested in.
4. Since many people choose common names for their boards on Pinterest, you may want to bookmark some boards and add descriptions to remind you about the content. This will save you time if you revisit pins because you won't have to look at a list of five boards all named "art" and wonder what might be on the board.
5. Revisit the security settings at least once a year because your settings may have been re-set to default answers. Go through each drop-down menu on Settings so you can change the default settings as desired.
6. Consider downloading an app called AdBlocker to stop getting ads through your browser.

**HO! HO! HO! HOLIDAZE** was at the home of **DIANE** and **MIKE INMAN** on **December 7**. Members found food, a gift exchange, and some special surprises which were not anticipated.

## *In Memory of...*

*"It's a long, long time between May and December,  
but the days grow short when you reach September . . . ."*




### *Mary Lou Cook*

Mary Lou Cook, 95, of Santa Fe, passed away peacefully on October 7, 2013. She was born on April 29, 1918. Mary Lou lived a life full of miracles, love, and creativity. She was designated a "Santa Fe Treasure," and she touched many people through her charm, talents, and diversified interests. When the Dalai Lama was coming to Santa Fe, Mary Lou was chosen to create a lasting visit memory for him. She did that, plus marry young couples, plus teach, plus author at least a dozen books, plus inspire those she met on this life journey. She was a peace activist.

She belonged to Escribiente and was honored with a "Life-Time Membership". She joined the "Scribes Eight" as they met bi-annually to practice friendship and calligraphy for twenty-two years.

She is survived by a daughter, Caren Cook, and a son, Sam. She was preceded in death by her husband, Sam, and a daughter, Courtney Cook. A memorial service was held at the St. Francis Auditorium in Santa Fe, on October 30, 2013.

*Left: Ready for the Show Down! Mary Lou and her Gun Belt of Pens. "The pen is mightier than the sword."*



### *Harry L. Dougherty, Sr. DDS*

Harry Dougherty, 87, of Santa Fe, passed away peacefully on October 5, 2013 surrounded by his wife, Mary, and their children. He was born in 1926 in Costa Rica. Besides being Chair of the USC Orthodontic Department and many other honors, one of his stellar achievements was the formation of The Harry L. Dougherty and Keith S. Tanaka Orthodontic Foundation in Los Gatos, CA.

His motto: "Think happy thoughts."

*Left: Dougherty and Tanaka, co-founders of the Foundation.*



*We thank  
Gwen  
Weaver for  
creating  
Weaver  
Writing and  
the fun of  
her famous  
"Rascally  
Romans"!*

### *Gwen Sartwell Weaver*

Gwen Weaver, 63, of Virginia Beach, VA, was born on July 22, 1950 in D.C. and died on September 19, 2013 at Georgetown University Hospital in Washington, DC after a lengthy illness. Husband Bill passed earlier, on May 22, 2013. She is survived by a stepdaughter, Robin, and a stepson, William Jr. She worked from her Studio G Calligraphy for over 30 years creating beautiful pieces for clients, and she was a popular workshop teacher nationally. Services were held at Holy Ghost Church Cemetery in Issue, MD, on November 2, 2013.

## *Notable Quotables*

Muse or Use or Lose

### *January*

Happy New Year!

If it's cold, make **Reservations for a tropical cruise.**

If it's sunny, make upbeat personal **Resolutions for 2014.** – Anonymous

“There are two seasonal diversions that can ease the bite of any winter.

One is the January thaw.

The other is the seed catalogues.” – Hal Borland

**A wet January, a wet Spring. A warm January, a cold May.** – Welsh Proverb

“You choose every day what you are today and what you'll be in the future.” – Celia Rafalko

“To read a poem in January is as lovely as to go for a walk in June.” – Jean-Paul Sartre

It's slow as molasses in January. – Anonymous

“The twelve months...Snowy, Flowy, Blowy,

Showery, Flowery, Bowery, Hoppy, Croppy, Droppy, Breeze, Sneezy, Freezy.” – George Ellis

“The door was shut, as doors should be. Before you went to bed last night;

Yet Jack Frost has got in, you see, And left your window silver white.” – Gabriel Setou

### *February*

“Freezing cold winds, biting chills, and white snow fluffed hills  
Valentines day, oh how gay! Presidents' Day is coming our way.

February, sweet and small, greatest month of all.” – Eric Lies

“Away in a meadow all covered with snow

The little old groundhog looks for his shadow

The clouds in the sky determine our fate

If winter will leave us all early or late.” – Don Halley

Will you be my Valentine?

“The flowers of late winter and early spring occupy places in our hearts  
well out of proportion to their size.” – Gertrude S. Wister

### *March*

“Surely as cometh the Winter, I know there are Spring violets under the snow.” – R. H. Newell

**No matter how long the winter, spring is sure to follow.** – Proverb

It was one of those March days when the sun shines hot and the wind blows cold:  
when it is summer in the light, and winter in the shade. – Charles Dickens

**Spring is when you feel like whistling even with a shoe full of slush.** – Doug Larson

“If you're lucky enough to be Irish, then you're lucky enough.” – Anonymous

“May your thoughts be as glad as the shamrocks. May your heart be as light as a song.  
May each day bring you bright, happy hours. That stay with you all the year long.” – Unknown

“All the wonders you seek are within yourself.” – Sir Thomas Brown

~~~

These are wishes for you from the Escribiente Editorial Staff... and that's No April Fool!

# BOOK in a BOX

## The round-robin adventure of this Milk or Juice Carton Box

**NEVER BOX YOURSELF IN . . .** and this box has never done that! The clever idea has become a Royal Round Robin Reality! Member Nancy Caslick sent the idea and an example to Alma Sanderson with the warning that a friend sent it to her. This friend learned about it in a Carol Pallesen workshop. Alma must get permission from Carol to use it in the Escribiente Newsletter. Alma called Julie Gray to get Carol's address. Julie opened a new revolving door with her news that *she* rejuvenated the idea from an old friend who gave it to her years ago. ECO Books received it from Julie. Carol saw it in ECO Books and used it in her workshop. So, thanks to everyone who shared this box in a truly giving manner – without lawsuits! Escribiente honors Julie Gray in this newsletter for her gifts and her giving nature. Thus, it is only fitting that we share this wonderful story involving Julie with all of you. We hope you will share the box with a special friend and help keep the fun alive!

Find the beverage of your choice in a half-gallon container. Quench your thirst! Refresh! Preserve that round lid. Be a sharp with scissors or honed knife. Recycle!

Use the directions below or RESTYLE!

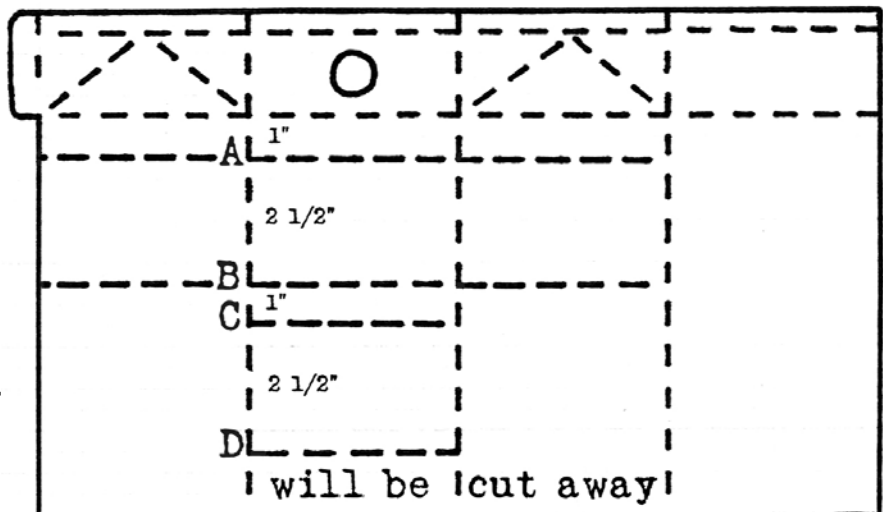
Here's a box for a book, a card, a small gift, some photos, or some Hershey kisses for a friend.

### MATERIALS


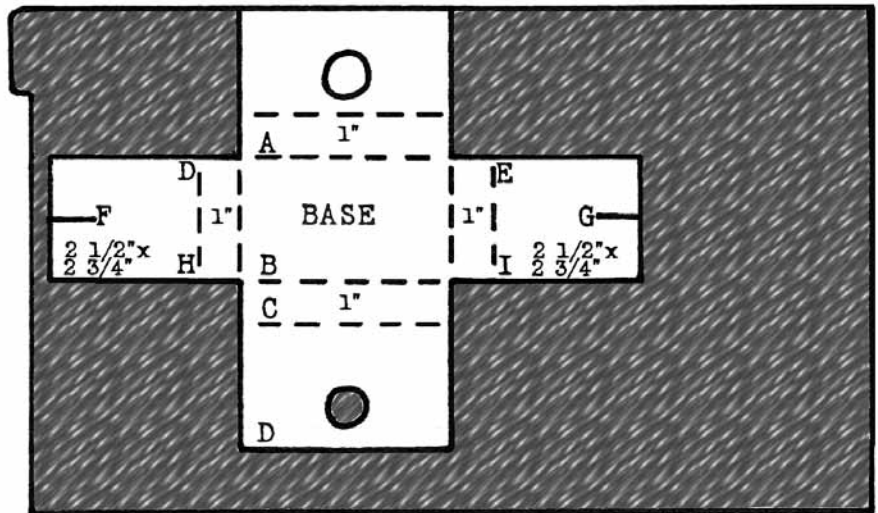
1. 1/2 gallon beverage carton
2. utility/sharp knife or scissors
3. ruler, pencil, bone folder

### PROCEDURE

1. Carefully cut off carton bottom with utility knife, very close to bottom.
2. Cut open carton along seam side or corner from top to bottom.
3. Pull top apart gently, and carefully flatten carton. Flatten seams with bone folder as needed.
4. Cap should be centered between 2 side panels. Locate middle section with cap at top.
5. Mark 4 lines parallel to cap section to restyle carton: A: 1" B: 2 1/2" C: 1" D: 2 1/2". Then extend lines A and B all the way across the carton side panels. The area from the original line A to line B will make the box's base.
6. Crease A, B, & C with bone folder for later folding.



7. Each side of the box will be 1" high. Measure 1" lines parallel to the BASE for Line D-H & Line E-I. Crease them with bone folder.  
 8. The remaining length of the side sections becomes flaps F and G. Slits of a 3/4" cut at mid-way will interlock.  
 9. Cut waste away (shaded area).  
 10. Fold all creased lines. First, fold in flaps F & G and interlock. Then fold flap C-D over the flap with the carton pour spout; mark location of a hole which should fit snugly over the pour spout. Twist on the cap to hold the box closed. Voila! Your own Book Box.



**IT'S EASY AS 1-2-3!**

**The cap on the box is the magic key. You can twist it off: 1-2-3: It's FREE! Now, you look inside. It's a book for thee!**



**“When Life Gives You Lemons, Make Lemonade!” Or in this case, when life gives you a lemonade carton, make a clever box for a book.**

## *Coming! Resources! More!*

### MEETING REMINDERS

Meetings are at 6:30 pm the first Wednesday of the month (except January and July) at the Manzano Mesa Multi-Generational Center, 501 Elizabeth SW in Albuquerque.

**JANUARY 2014** No meeting

**FEBRUARY 4, 2014** Maria Moya: Expressing LOVE

**MARCH 5, 2014** Kathy Chilton: The Natural History of Paper

**KUDOS** to: **Bill Kemp**, the chairman of member volunteers who added names to holiday ornaments to raise hospice money at Kaseman Hospital. **Diane Inman** who chaired the Escribiente Christmas Card Exchange and our HOLIDAZE fun at her home. Paper Ink Arts announced recently that Escribiente's very own **Theresa Varela** designed their new catalog cover! Nice national recognition, huh? Way to be!

### NEW MEMBERS

### OTHER DIRECTORY CHANGES

### CONTRIBUTE TO

#### ESCRIBIENTE'S NEWSLETTER

Here are just a few ideas: classes you've attended, artwork you have done, tidbits of news, awards you've won, book reviews, a favorite material that you can't wait to share, conferences, conventions, contests, upcoming shows in the community, classes you are teaching, tips and material experiments, art problems that you've encountered (solved! or in need of help?).

We also love to have new members to join us in this delightful adventure. Please BRING a friend to share our love of calligraphy and to be our friend, too.

Escribiente is YOUR connection with the calligraphic world in New Mexico and beyond.

We always welcome your input.

### MEMBER RESOURCES

1. Website: [escribiente.org](http://escribiente.org)
2. Monthly Email Flyer: Lynda Lawrence--
3. Quarterly Newsletter  
Tech: Esther Feske  
Text: Alma
4. K-E-M-P Hotline:  
Bill Kemp
5. Mentors: COMING SOON!
6. Library: Donna Fastle

**THANK YOU** to our Printer:  
**SPEEDZONE Print and Copy**  
at 6000 Lomas NE

Support them and their superb helpfulness!  
Contact Frank Horner or Nanette Ely-Davies at  
505-262-2679.

**You won't be disappointed.**

### THANK YOU

to all of you who contributed to the Winter Newsletter: Kathy Chilton, Evelyn Costello, Esther Feske, Jan Florence, Janice Gabel, Julie Gray, Beth House, Bill Kemp, and Ron Peterson.